



National Survey of **Early Care & Education**

NSECE Webinar: Early Care and Education Arrangements



Asking Questions

- The phone line will be muted
- To ask a question:
 - Use the chat function in the lower right hand corner
 - From the menu at the top of the chat box on the right, select “chat with presenter”
 - Type your question and hit enter
- We will break periodically to answer questions.



National Survey of Early Care and Education (NSECE)

Sponsored by Office of Planning, Research and Evaluation, Administration for Children and Families, U.S. Department of Health and Human Services

OPRE: Ivelisse Martinez-Beck (Federal Project Officer), Ann Rivera

Project Director: A Rupa Datta

Principal Investigator: Robert Goerge

Co-Principal Investigators: A Witte, L Gennetian, R Brandon

Data files and documentation team researchers from:

NORC, led by Jill Connelly and Carolina Milesi

Chapin Hall, led by Wladimir Zanoni

Child Trends, led by Lina Guzman and Nicole Forry

IMPAQ, led by Yasuyo Abe



Overview

- Introduction to NSECE Household Survey
- Key arrangement attributes
 - Type of Care
 - Cost of Care
 - Schedule of Care
 - Distance between Household and Arrangement
- Special issues
 - School-age Children
 - Parent-like relationships
 - Household-level Information
- Conclusion



NSECE Purpose: Address Key Policy Needs

- Comprehensive national data
- Match parental needs and preferences and availability of providers at the local level
- Profile all families with age-eligible children in a location
- Document all care in that location
 - Center-based providers to children not yet in kindergarten
 - Home-based providers to children under age 13 years
- Characterize early care and education (ECE) teachers and caregivers
- Describe place-based aspects of child care provision/use



National Survey of Early Care and Education Design

- An integrated set of surveys conducted in 2012 with
 - **Households with children under 13**
 - Home-based providers regularly providing early care and education to children under 13
 - Center-based programs providing early care and education to children not yet in kindergarten
 - Center-based classroom-assigned staff



NSECE Household Survey

- Nationally representative data from 11,629 households with 21,665 children under 13
- Collected January-June 2012
- One adult respondent, usually mother
- Oversample of households in low-income areas



Household Survey Components

- Individual data for each child under 13
- Nonparental care calendar for prior week
- Work-related calendar for prior week for all parents or resident caregivers
- Household characteristics
- Perceptions of care and recent search



ECE Arrangements in the NSECE

- An early care and education **arrangement** is a child-provider pair
 - Child is under 13 years
 - Provider is not the child's parent, but not regular K-8th grade school
 - Care may be
 - » Paid or unpaid
 - » regular (at least 5 hours weekly) or not
 - » in child's home or not



Sources of Information about ECE Arrangements

- Provider Roster
 - type of care questions about each provider used last week or usually (not last week) [C1,C3-C7,C8-C9]
 - Distance from home to provider [C7-C8]
- Child Calendar – nonparental care schedule last week [C2]
- Cost of care and subsidy receipt [Section E]



Information Available Varies across Arrangements

Type of Information	Regular arrangements used in prior week	Irregular arrangements used in prior week	Regular arrangements not used in prior week
Type of Care	X	X	X
Cost of Care	X		X
Distance to Care	X		X
Schedule of Care	X	X	

* Regular care takes place at least 5 hours weekly.



Units of Observation for Each NSECE Household

- Up to 9 children under 13 in the HH
 - Is child x in any center-based care?
- Up to 12 ECE providers for the HH
 - How far is this provider from the HH?
- Up to 9×12 arrangements per HH
 - How much do parents pay for this child at this provider (the arrangement)?
- At the HH-level
 - What is this household's weekly out of pocket cost for regular ECE?

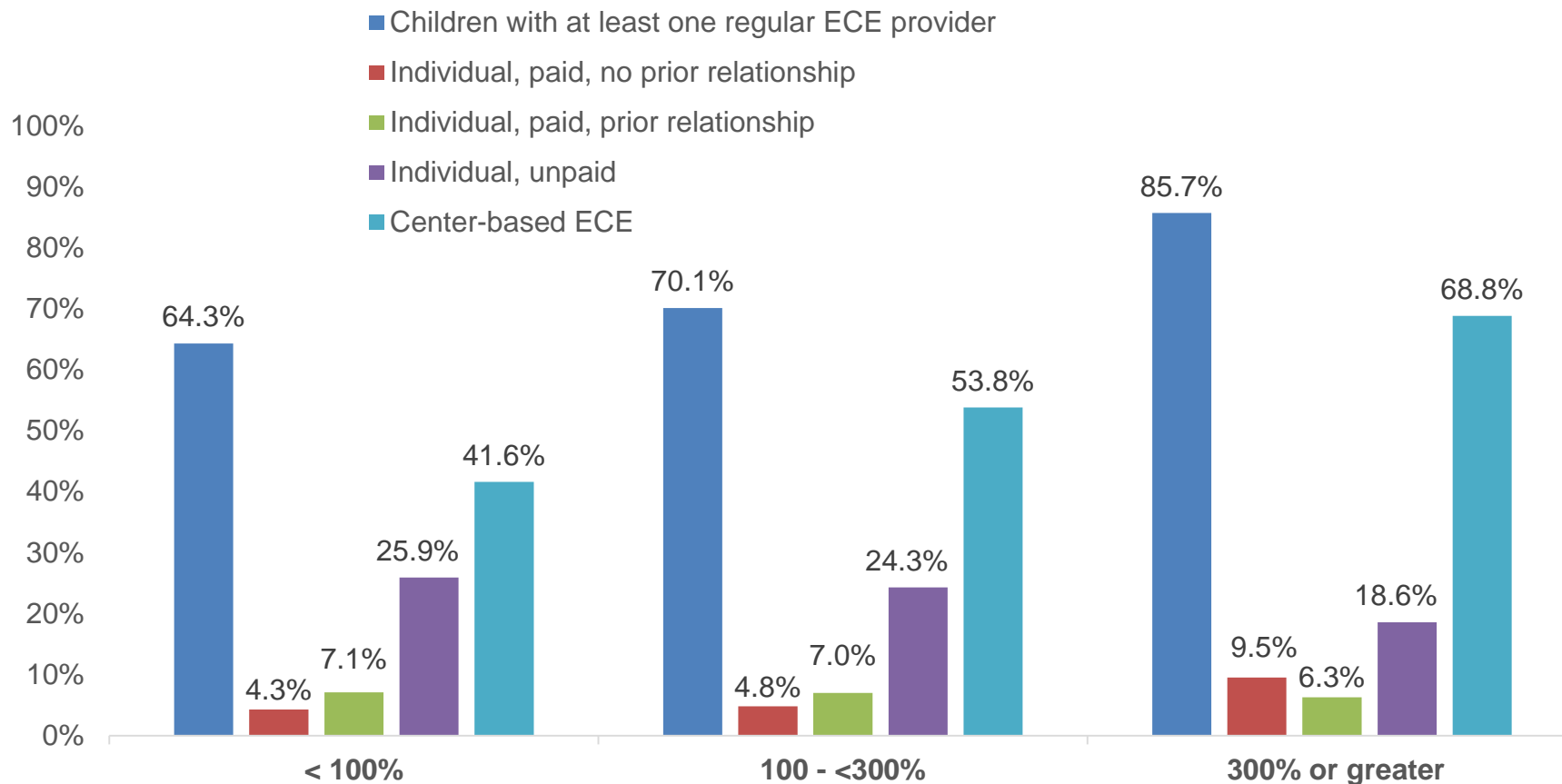




National Survey of **Early Care & Education**

Type of Care

Percent of 4-year Olds in Regular ECE by HH Poverty



Source: National Survey of Early Care and Education Project Team. (2016). Early Care and Education Usage and Households' Out-of-pocket Costs: Tabulations from the National Survey of Early Care and Education (NSECE). OPRE Report #2016-09.



Provider Roster Variables

- Organization or individual
- Prior personal relationship with provider
- Care in child's home or elsewhere
- Single-type activity provider
- Drop-in care
- Payment status
- School/non-school
- Regular or irregular care



Regular Nonparental Care

Aggregate Type of Care	Definition
1. Individual, No prior relationship, Paid	An individual with whom the child had <i>no</i> prior personal relationship with care at least 5 hours weekly.
2. Individual, Prior relationship, Paid	An individual with whom the child had a prior personal relationship receives payment for caring for the child and cares for the child at least 5 hours weekly.
3. Individual, Unpaid	An individual who does not receive payment for caring for the child, but provides care at least 5 hours weekly.
4. Center-based Early Care and Education	Corresponds to NSECE Center-Based Provider Sample. It includes all Head Starts, Public Pre-Ks, community-based child care, or any other care for children < 72 months that is not drop-in or single activity, and occurs at least 5 hours weekly.
5. Other Organizational Early Care and Education	Any regular organizational care not included in type of care 4 above, like after-school care to school-age children, drop-in care, single-activity, etc. Must occur at least 5 hours weekly.



Other Nonparental Care

Aggregate Type of Care	Definition
6. K-8 schooling	May not be considered nonparental care. Elementary schooling kindergarten through grade 8 during the school day, whether in a public or private setting.
7. Irregular ECE	Provider cares for child fewer than 5 hours weekly
8. All other setting unknown	Regular ECE setting, but we have inadequate information to assign the provider to one of the categories 1-6.
9. Parental Care	Not a type of nonparental care. Used only in the child calendar to indicate time slots not assigned to a nonparental care provider.



Detailed Type of Care Coding

- Provider type questions (C5 series and C8 series)
- Provider Look-up (PLU)
- Collect address if not in PLU (C8 series)
- Coding providers and provider type (ptype)
- Assigning best ptype
- Assigning quality flags



HH TOC variables

Variable Name	Description
HH_TYPEOFCARE_X_Y	Detailed Type of Care for Provider Y, Child X
HH_TYPEOFCARE_AGG_X_Y	Aggregated Type of Care Summary for Provider Y, Child X
HH_BPQUALFLAG_Y_X	Type of care coding quality flag
HH_BPSOURCEFLAG_Y_X	Type of care coding type source



Combinations of Care for Children 0 to 35 months		% of children
Among Regular Care Arrangements	Only Individual No Prior Relationship Paid	5%
	Only Individual Prior Relationship Paid	6%
	Only Individual Unpaid	18%
	Only Center-based ECE	11%
	Only Other Organizational ECE	2%
	Individual Paid Prior Rel & Individual Unpaid	2%
	Center-based ECE & Individual Unpaid	2%
	Other Organizational ECE & Individual Unpaid	0%
	Other Combinations of Regular Care	4%
No Regular Care	Only Irregular Care Arrangements	12%
	Only Parental Care	38%
	All Children	100%

* Children may have more than one provider within a type of care (e.g., grandmother on Mondays and neighbor on Fridays, neither of them paid).



Source: National Survey of Early Care and Education Project Team. (2016). Early Care and Education Usage and Households' Out-of-pocket Costs: Tabulations from the National Survey of Early Care and Education (NSECE). OPRE Report #2016-09.





National Survey of **Early Care & Education**

Cost of Care

Parental Out-of-Pocket Costs

- Weekly direct charges plus any copay amount minus any subsidy paid directly to the household
 - Available for regular arrangements only
 - Cost to HH may be \$0 because an outside person or agency pays the provider for care, or because no parents are charged (for example, public school pre-K or unpaid individual care)



Cost (cont.)

- Imputation was carried out for a number of arrangements for types of care “center-based ECE” and “other organizational ECE”
(HH_IMPFLAG_WEEKLY_COST_CARE_X_Y)
- If amount was reported for more than one child, amount distributed equally among children
- Cost may be negative





National Survey of **Early Care & Education**

Schedule of Care

How NSECE HH Calendar Data Were Collected

Loop through each combination of day-child-provider-start-end time

Thinking about [LAST DATE] who cared for [CHILD]?	What time did provider start	When did care with provider end
Provider 1 Provider 2... Provider X	XXX	XXX



Lining up NSECE HH Calendar Data for Analysis

On Monday and for every 15-minute interval...

	8am	8:15am	3:30pm	5pm	10pm
Child 1	Subsidized bus	Bright Horizons	On subsidized bus	Playdate with Chloe	Grandpa Joe
Child 2	Grandpa Joe	Eaglehead Head Start	Gap Check	Nanny Rosie	Grandpa Joe



Schedule

- Variables are found in Main Public Use file, Quick Tab files, and in the public use Calendar file.
- Measures that could be constructed:
 - Number of hours in reference week
 - Any evening/weekend hours
 - % of nonparental hours by type of care



Useful Calendar-related Variables

- Availability of child calendar data:
HH_MISSING_STATUS_CC_X (X=child 1-9)
- HH uses Parental Care Only: **PCONLY**

For each time slot, calendar file lists provider for child. That provider can be matched to this variable:

- Provider X ID: **HH_PTYPE_X**
 - 0 Data unavailable
 - 1-15: Provider is a HH member; HH roster number matches 1-15 value
 - 16-30: Provider added at **C1A_LIST**
 - 31-45: Provider is a not-last-week provider added at **C3/C4**





National Survey of **Early Care & Education**

Distances

Provider Locations Collected

- Location of a regular ECE provider
 - matching to the sampling frame
 - from respondent reports of address
- Location data disproportionately missing for individual providers with prior personal relationships to child

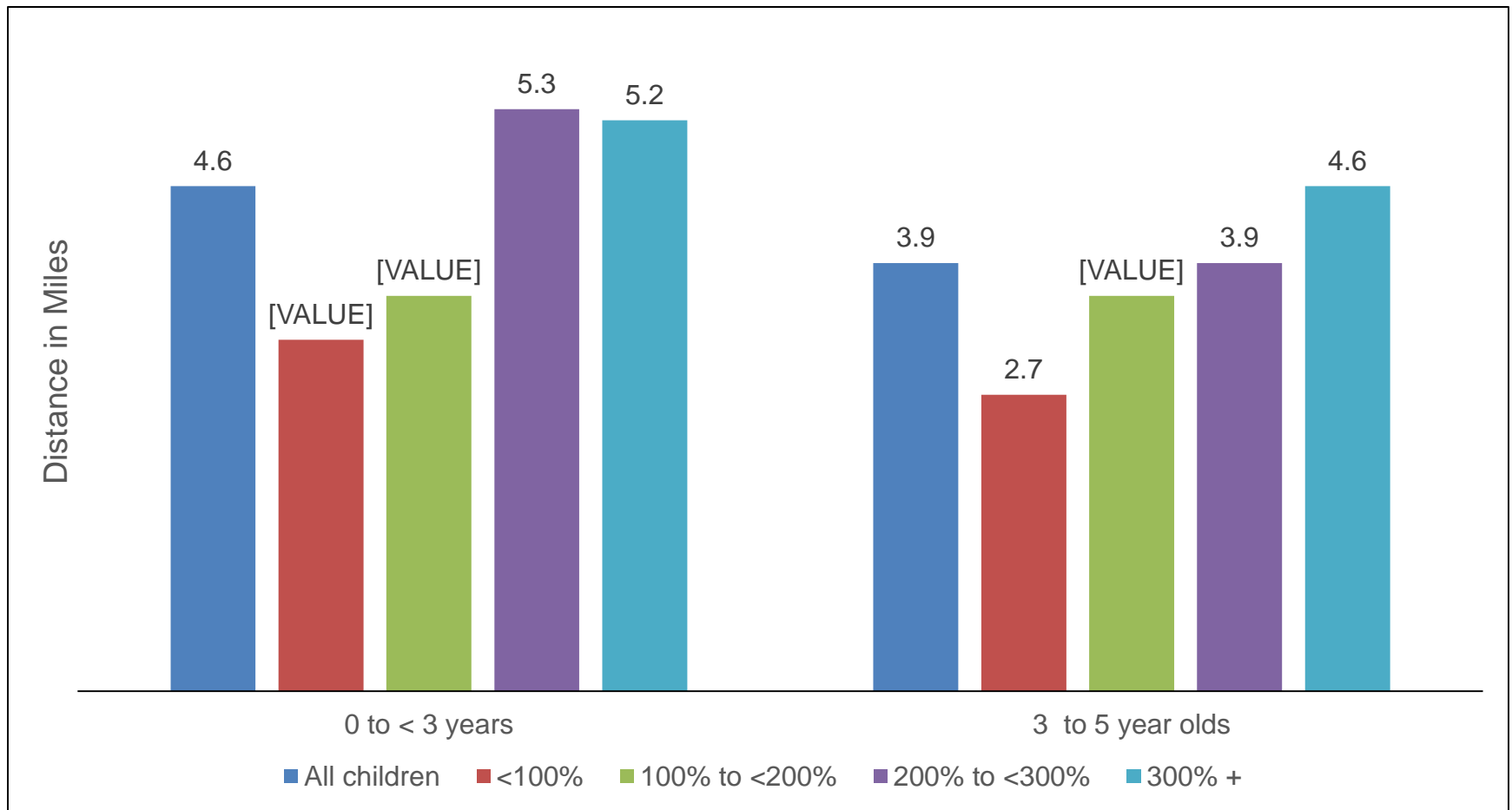


Data Available

- Public use: categorical distance from home to ECE provider
- Restricted use (L1): continuous distance from home to ECE provider
- Others possible (L2 restricted use):
 - distances between HH's ECE providers
 - distances from parental employment to HH and/or ECE providers



Average Distance from Child's Home to Center-based ECE Provider, by Child's Age and Household Poverty



Source: National Survey of Early Care and Education Project Team. (2016). Fact Sheet: How Far Are Early Care and Education Arrangements from Children's Homes? OPRE Report No. 2016-10.





National Survey of **Early Care & Education**

Other issues

School-age Children

- Calendar and type of care information for school-age children can describe the extent to which traditional ECE covers school-age children outside of school.
 - Incidence of self-care?
 - Use of single-activity and drop-in activities?
 - What care is received on-site at school?



Household-level Information

- The variable **HH_PTYPE_X** can identify providers for multiple children in the household
- Different children may receive different types of care from same provider (e.g., Head Start and elementary school)
- How does the combination of children's ages affect households' ECE use?



Parent-like Relationships

- Respondents had some discretion in determining parental vs nonparental care.
 - Care by non-custodial parents (should be listed as providers)
 - Care by parents' spouse/partner within the household, especially in households where not all children have the same biological parents
 - Care by parent figure/guardian when no parent in the household (guardian generally listed as providing parental care)



For more information

- NSECE resources page

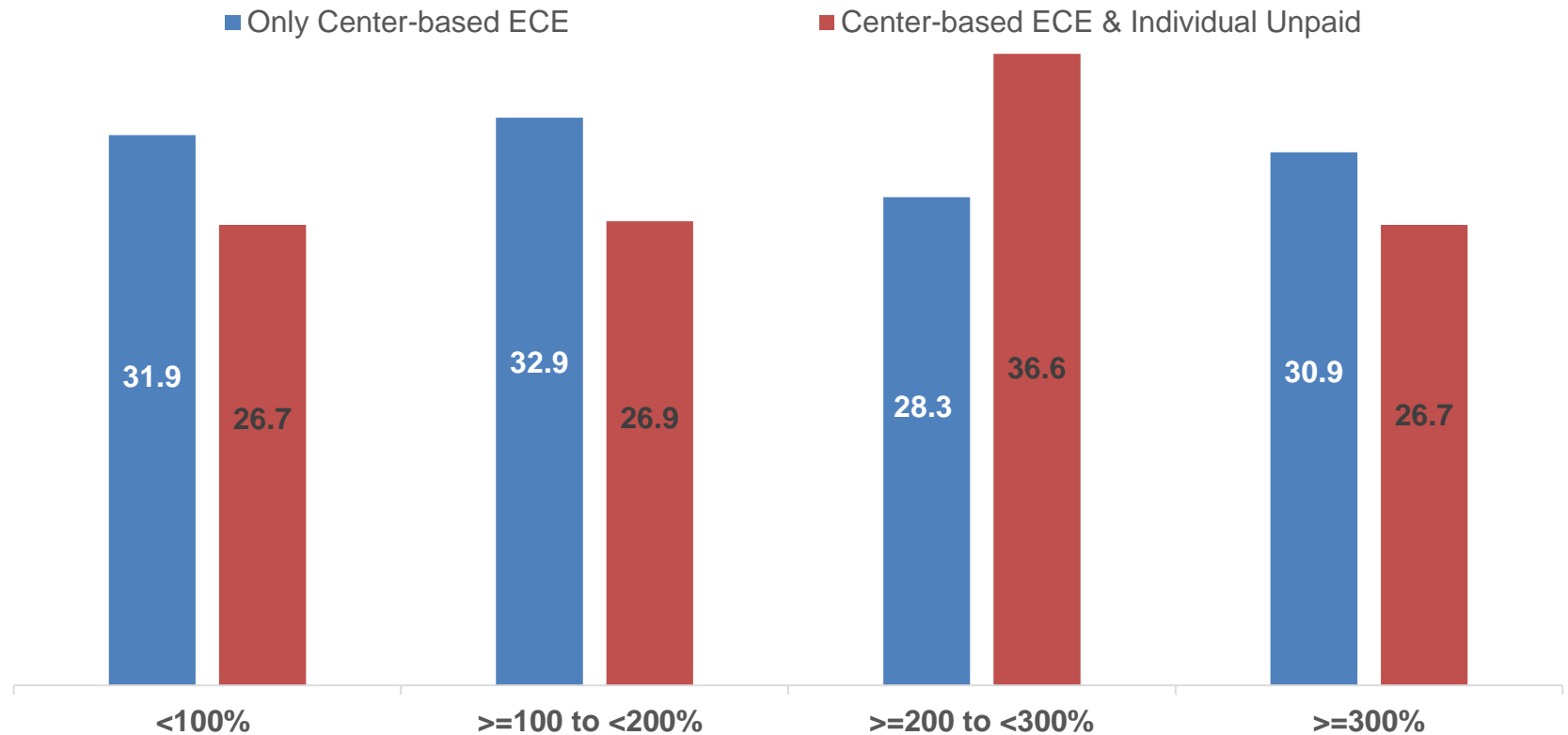
<http://www.researchconnections.org/icpsrweb/content/childcare/find/nsece.html>

- Questions about the NSECE data

nsece@norc.org



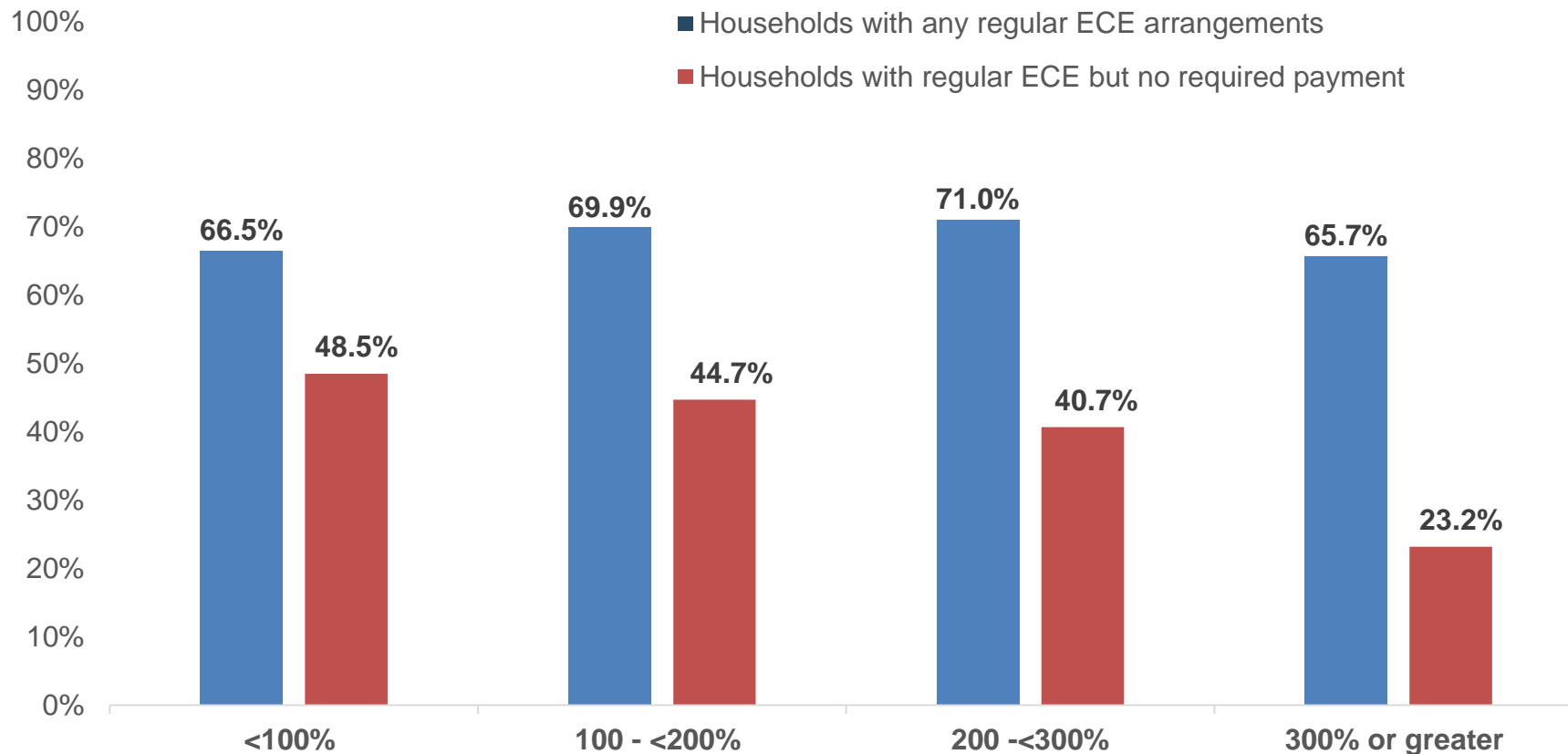
Weekly Hours in Center-based ECE by Combination of Care Used and Household Poverty Ratio, Ages 0 through 35 Months Old



Source: National Survey of Early Care and Education Project Team. (2016). Early Care and Education Usage and Households' Out-of-pocket Costs: Tabulations from the National Survey of Early Care and Education (NSECE). OPRE Report #2016-09.



Percentage of Households with Regular ECE, and Regular ECE but No Required Payments



Source: National Survey of Early Care and Education Project Team. (2016). Early Care and Education Usage and Households' Out-of-pocket Costs: Tabulations from the National Survey of Early Care and Education (NSECE). OPRE Report #2016-09.

